KGI60

Cable tray not perforated, interlocking



Not perforated
Return flanges

Standard finish		Pre-galvanised							
HD	Reference	↕ mm	↔ mm	→‖← mm	⇄ mm	kg/m	📦	Stock	Unit
-	**KGI60.300.125**	60	300	1,25	3000	4,300	3	X	M
-	**KGI60.400.125**	60	400	1,25	3000	5,300	3	X	M
-	**KGI60.500.125**	60	500	1,25	3000	6,300	3	X	M
-	**KGI60.600.125**	60	600	1,25	3000	7,300	3	X	M

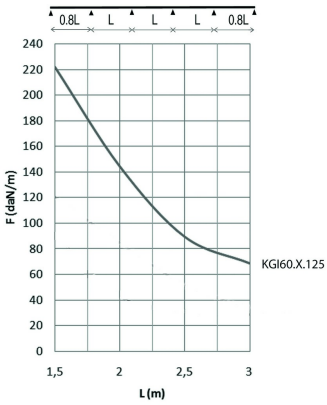

LOAD DIAGRAM
This diagram illustrates the permissible uniformly distributed loads applied to multiple supports. They comply with IEC 61537 with connection in the centre of the span and the end span = 0,8 x the span.

F = max. admissible load (daN/m)
L = support distance (m)
Max. deflection (m) = L/100

For widths > 400 in combination with a cover: Please state explicitly in the order.

Fix with:



Toothed round head bolt / flange nut
VM